

Removing a Bank Account from MyFinance




Click on the [Bank Data Tab](#) in MyFinance

Click on the ['Edit'](#) button

Search | Open Invoices | ePayment | Credits | Paid Invoices | Dispute Cases | eStatement | **Bank Data** | Credit/Debit Cards | SmartPay | Profile | Switch Account

Bank Details

Responsible Contact Person

Country	Bank Number	Account Number	IBAN	Bank Name	BIC/SWIFT	Account Holder	Account Description
US	0	1		BANK OF AMERICA	BOFAUS3N	HDAS	Test HD
US	0	5		PNC Bank	PNCCUS33	JEPTest	TESTDemoAllCompanies
US	0	0		BRANCH BANKING & TRUST COMPANY	BRBTUS33	Retest1DemoAC	Retest1DemoAllCompanies
US	0	5		"RIGGS BANK NA"	PNCCUS33	JEDemCueR	JEMyDemoCueReply
US	0	5		"RIGGS BANK NA"	PNCCUS33	TEST_BGH	TEST_US_BGH
US	0	7		"RIGGS BANK NA"	PNCCUS33	Test 1753	Test 1753
US	0	8		"BANK OF AMERICA, NA- FL"	BOFAUS3N		
US	2	9		JPMORGAN CHASE BANK N.A.	CHASUS33	Test2459	ReTest2459

Edit


Removing a Bank Account from MyFinance

Click in the box in the **Delete** Column
Then scroll back to the left and click the **'Save'** button.

Search Open Invoices ePayment Credits Paid Invoices Dispute Cases eStatement **Bank Data** Credit/Debit Cards SmartPay Profile Switch Account

ails

Bank Number	BIC/SWIFT	Account Number	IBAN	Account Holder	Account Description	Delete	Attachment
0	BOFAUS3N	1		HDAS	Test HD	<input type="checkbox"/>	
0	BOFAUS3N	2		TestJEMyDemo1	TestJE	<input checked="" type="checkbox"/>	
0	PNCCUS33	5		JEPTest	TESTDemoAllCompanies	<input type="checkbox"/>	
0	BRBTUS33	0		Retest1DemoAC	Retest1DemoAllCompanies	<input type="checkbox"/>	
0	PNCCUS33	5		JEDemCusR	JEMyDemoCusReply	<input type="checkbox"/>	
0	PNCCUS33	5		TEST_BGH	TEST_US_BGH	<input type="checkbox"/>	
0	PNCCUS33	7		Test 1753	Test 1753	<input type="checkbox"/>	
0	BOFAUS3N	8				<input type="checkbox"/>	
2	CHASUS33	9		Test2459	ReTest2459	<input type="checkbox"/>	

▼ 

In all requests for new bank accounts require documentation to prove that you/your company is the rightful owner of the account. Required by our services. Ownership can be proven by attaching a copy of a bank statement, or a copy of a (voided) cheque issued by your company. Attachment type is only PDF.

Removing a Bank Account from MyFinance

Then you will receive a confirmation message. The account will no longer be saved in MyFinance.

[Search](#) [Open Invoices](#) [ePayment](#) [Credits](#) [Paid Invoices](#) [Dispute Cases](#) [eStatement](#) **Bank Data** [Credit/Debit Cards](#) [SmartPay](#) [Profile](#) [Switch Account](#)

Bank Details

Thank you, the changes to your Bank Data have been Saved.
In case you requested creation of a new bank account, the request has been submitted for verification, and you will be informed by e-mail once the account is ready for use.

[Back](#)